

## Spring Top Box



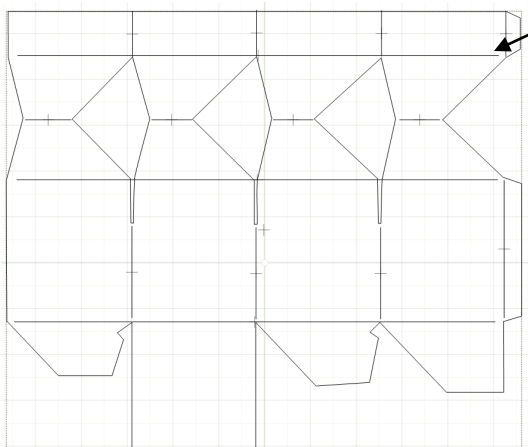
The box is made with (1) 12x12 sheet double sided cardstock

Decide which side you want to be the outside bottom section of the box.

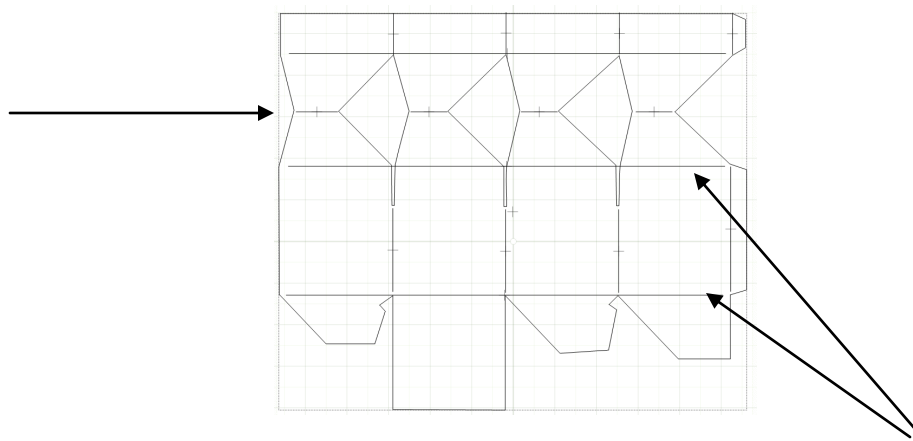
After cutting the MTC file, fold all the vertical score lines with the **insides** together.

Fold the top horizontal score line with the **outsides** together.

I found it easier to fold it toward the inside first; then fold back to the outside. Do not clip it. The clip is there to temporarily hold the band down so I could photograph it.

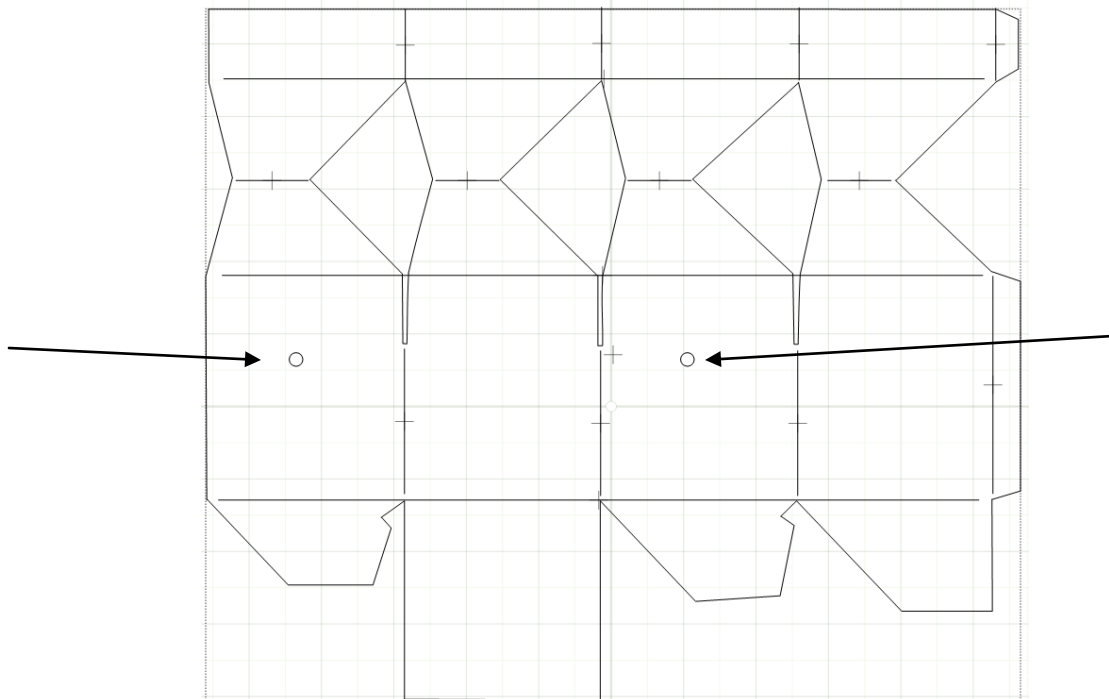


Fold the next 4 short horizontal score lines with the **outsides** together in exactly the same way.

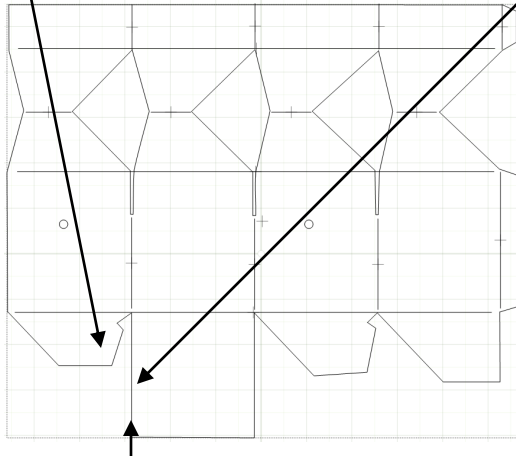


Fold the next 2 horizontal score lines with the **insides** together.

Insert two pieces of ribbon, from the inside out, in the holes on the sides. I used a 12" piece of ribbon for each side. Tie a knot on the end of each piece of ribbon large enough not to slip through the hole. Re-enforce with tape if necessary.

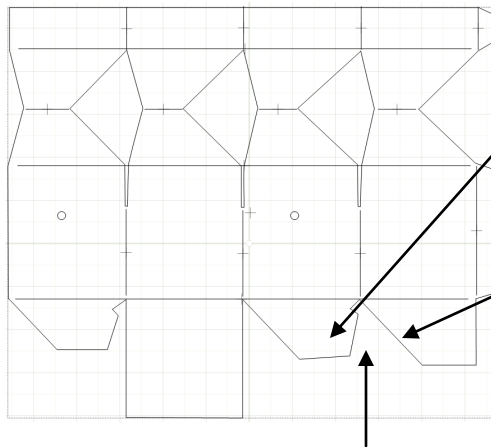


Apply a piece of double stick tape to the outside of the tab on the left bottom piece of the box. Apply another piece on the inside edge of the box bottom piece next to it.



Fold the box along the first vertical score line overlapping the 2 bottom pieces. Square it up and stick together.

Repeat for the other half of the box bottom; apply tape to the outside of the tab and along the angled edge of the box bottom piece next to it.



Fold the box along the last vertical score line. Pull the outside bottom piece over the tabbed piece until it is square and stick together.



Apply tape to the outside of the long tab that runs along the side of the box. Fold along the middle score line. Pull the non-tabbed edge over, square the box and stick down.



When the box is standing, it will look like this.

Apply tape to the outside of the tab on the band. Pull the non-tabbed edge over and stick down.



Fill the box. Carefully push down on the lid until it is in place. The upper pieces that were folded to the outside will create the lid top and band. Tie the bow and enjoy!

